

Pemberton & Sons

A BRIEF HISTORY

Pemberton & Sons

PEMBERTON & SONS HAVE A LONG HISTORY PRODUCING EXQUISITELY CRAFTED DOOR FURNITURE AND HARDWARE, WITH A LEGACY THAT SPANS FIVE CENTURIES.

THE STORY BEGINS IN THE LATE SEVENTEENTH CENTURY, WHEN THE BRAZIER WILLIAM PEMBERTON FOUNDED THE BUSINESS IN LIVERY STREET, BIRMINGHAM. OVER THE FOLLOWING CENTURIES SUCCESSIVE GENERATIONS OF PEMBERTONS DEVELOPED THE COMPANY INTO A VIBRANT AND FLOURISHING BUSINESS, ESTABLISHING ITS REPUTATION FOR INNOVATION AND FOR PRODUCING THE FINEST ARCHITECTURAL HARDWARE, CULMINATING IN AN INVITATION TO SHINE BRIGHTLY AT THE GREAT EXHIBITION OF 1851 IN HYDE PARK, LONDON.

JAMES HOWARD, THE GREAT, GREAT NEPHEW OF THOMAS EDGAR, HAS GONE BACK TO HIS ROOTS TO REVIVE ITS FORTUNES EMULATING THE ENERGETIC WORKS OF THOMAS PEMBERTON II, LAUNCHING A COLLECTION OF ORIGINAL DESIGNS CAREFULLY CHOSEN FROM THE ARCHIVE TO CHIME WITH BOTH TRADITIONAL AND CONTEMPORARY AESTHETICS.


TODAY THE COMPANY OFFERS A FULLY BESPOKE SERVICE, OFTEN STARTING WITH A HUMBLE SKETCH BEFORE BEING DRAWN, 3D RENDERED, AND THEN 3D PRINTED FOR APPROVAL BEFORE CASTING AND MACHINING.




SIR MAX PEMBERTON

5000 SET

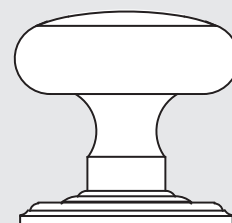
PLAIN AND SIMPLE. TO SUIT ANY STYLE OF INTERIOR: DRESS IT UP OR DOWN WITH YOUR CHOICE OF FINISH.



BURLINGTON 5000
AVAILABLE AS 2", 2-1/4" & 2-1/2"

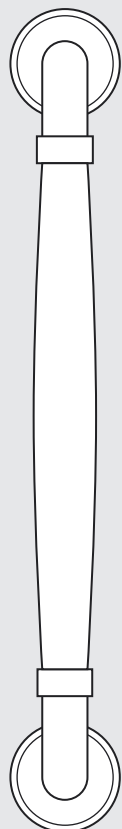


CURZON 5000
AVAILABLE AS 2", 2-1/4" & 2-1/2"




GROSVENOR 5000
AVAILABLE AS 2", 2-1/4" & 2-1/2"

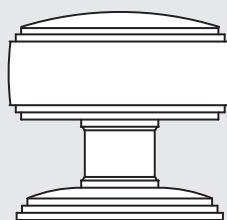
DOOR KNOBS



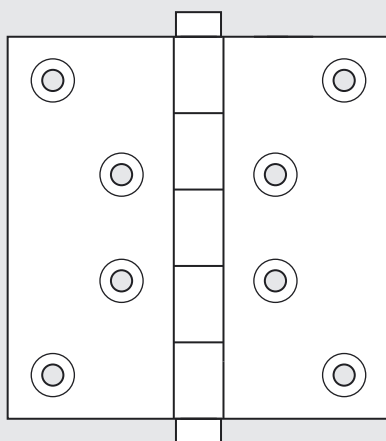
DOOR PULL
DP 5000
8" & 12"



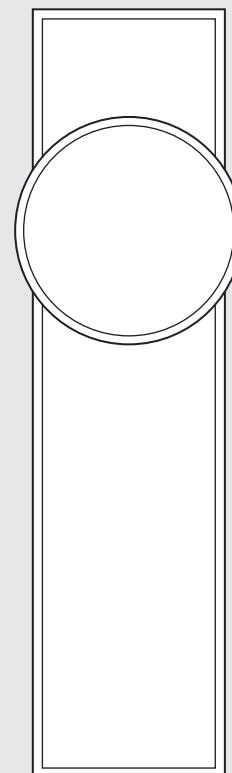
AUDLEY 5000
AVAILABLE AS 2", 2-1/4" & 2-1/2"



DUKE 5000
AVAILABLE AS 2", 2-1/4" & 2-1/2"



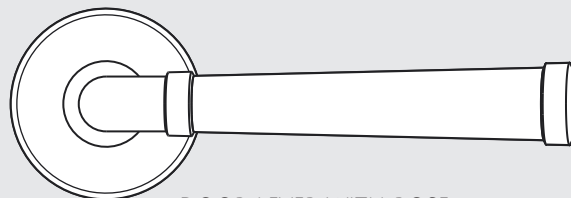
BUTT HINGE
BH 5000
ALL SIZES AVAILABLE



DOOR KNOB WITH BACKPLATE
BP 5000
2" X 8"




CABINET PULL
CP 5000
6"




DOOR LEVER WITH ROSE
LV 5000



KEY ESCUTCHEON
KE 5000
1-1/4"



SNIB AND RELEASE
SR 5000
1-1/4"




CABINET KNOB
CK 5000
1-1/4"




DOOR STOP
DS 5000
1-1/4"

5010 SET

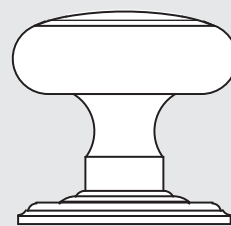
SINGLE RIDGE ADDS TOUCH ON MINIMALIST DETAIL.



BURLINGTON 5010
AVAILABLE AS 2", 2-1/4" & 2-1/2"

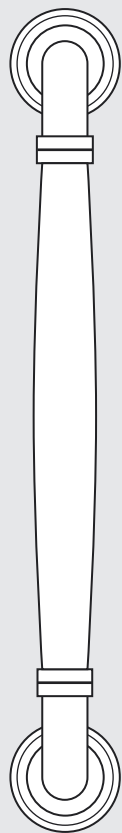


CURZON 5010
AVAILABLE AS 2", 2-1/4" & 2-1/2"




GROSVENOR 5010
AVAILABLE AS 2", 2-1/4" & 2-1/2"

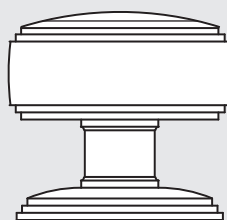
DOOR KNOBS



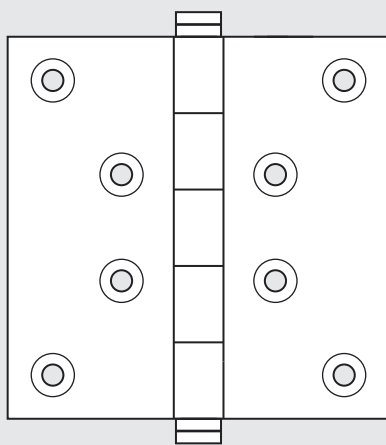
DOOR PULL
DP 5010
8" & 12"




AUDLEY 5010
AVAILABLE AS 2", 2-1/4" & 2-1/2"



DUKE 5010
AVAILABLE AS 2", 2-1/4" & 2-1/2"



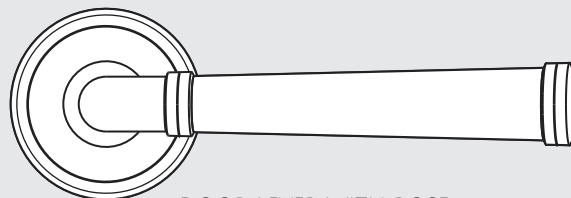
BUTT HINGE
BH 5010
ALL SIZES AVAILABLE



DOOR KNOB WITH BACKPLATE
BP 5010
2" X 8"



CABINET PULL
CP 5010
6"



DOOR LEVER WITH ROSE
LV 5010



KEY ESCUTCHEON
KE 5010
1-1/4"



SNIB AND RELEASE
SR 5010
1-1/4"




CABINET KNOB
CK 5010
1-1/4"




DOOR STOP
DS 5010
1-1/4"

5020 SET

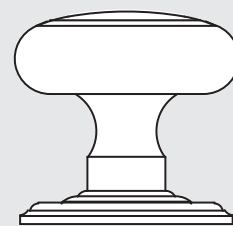
A DEEP RIDGE GIVES THIS UNDERSTATED DESIGN A DASH OF DECO.



BURLINGTON 5020
AVAILABLE AS 2", 2-1/4" & 2-1/2"

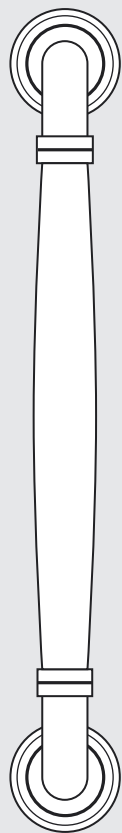


CURZON 5020
AVAILABLE AS 2", 2-1/4" & 2-1/2"




GROSVENOR 5020
AVAILABLE AS 2", 2-1/4" & 2-1/2"

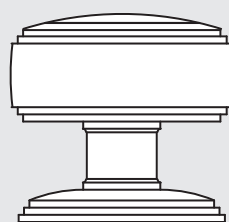
DOOR KNOBS



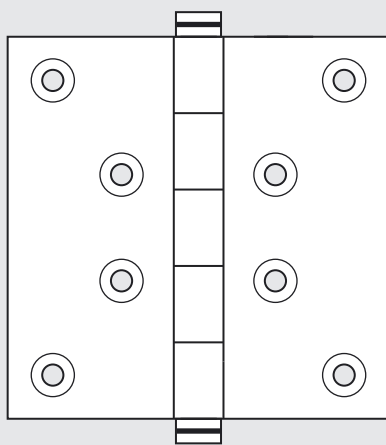
DOOR PULL
DP 5020
8" & 12"




AUDLEY 5020
AVAILABLE AS 2", 2-1/4" & 2-1/2"



DUKE 5020
AVAILABLE AS 2", 2-1/4" & 2-1/2"



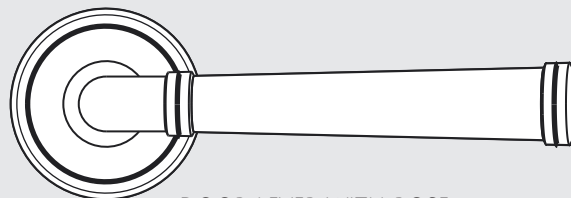
BUTT HINGE
BH 5020
ALL SIZES AVAILABLE



DOOR KNOB WITH BACKPLATE
BP 5020
2" X 8"



CABINET PULL
CP 5020
6"



DOOR LEVER WITH ROSE
LV 5020



KEY ESCUTCHEON
KE 5020
1-1/4"



SNIB AND RELEASE
SR 5020
1-1/4"




CABINET KNOB
CK 5020
1-1/4"



DOOR STOP
DS 5020
1-1/4"

5169 SET

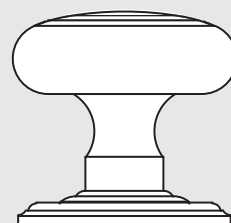
PERFECT FOR A PERIOD INTERIOR: A SEMI-RIBBED DESIGN INSPIRED BY GEORGIAN ORIGINALS.



BURLINGTON 5169
AVAILABLE AS 2", 2-1/4" & 2-1/2"

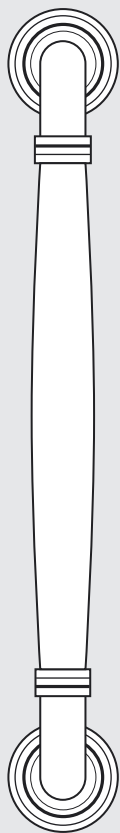


CURZON 5169
AVAILABLE AS 2", 2-1/4" & 2-1/2"




GROSVENOR 5169
AVAILABLE AS 2", 2-1/4" & 2-1/2"

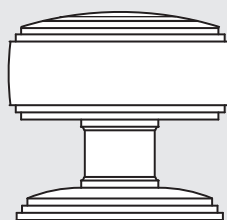
DOOR KNOBS



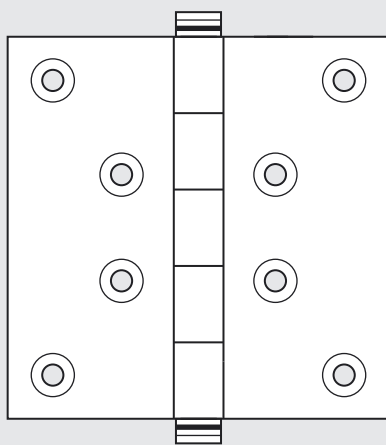
DOOR PULL
DP 5169
8" & 12"




AUDLEY 5169
AVAILABLE AS 2", 2-1/4" & 2-1/2"



DUKE 5169
AVAILABLE AS 2", 2-1/4" & 2-1/2"



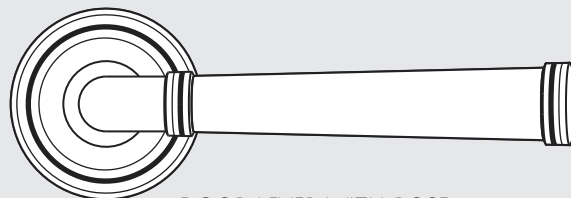
BUTT HINGE
BH 5169
ALL SIZES AVAILABLE



DOOR KNOB WITH BACKPLATE
BP 5169
2" X 8"



CABINET PULL
CP 5169
6"



DOOR LEVER WITH ROSE
LV 5169



KEY ESCUTCHEON
KE 5169
1-1/4"




SNIB AND RELEASE
SR 5169
1-1/4"




CABINET KNOB
CK 5169
1-1/4"



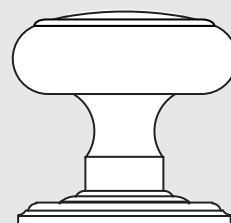
DOOR STOP
DS 5169
1-1/4"



BURLINGTON 5179
AVAILABLE AS 2", 2-1/4" & 2-1/2"

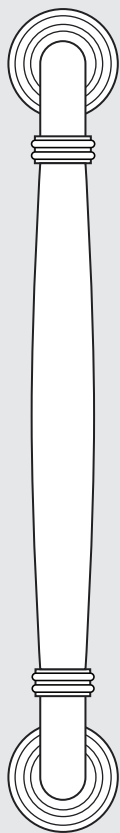


CURZON 5179
AVAILABLE AS 2", 2-1/4" & 2-1/2"

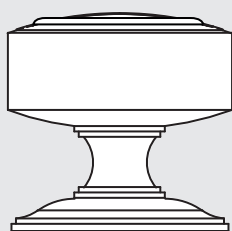


GROSVENOR 5179
AVAILABLE AS 2", 2-1/4" & 2-1/2"

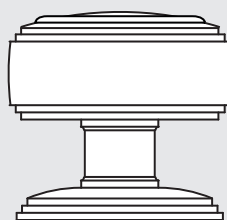
DOOR KNOBS



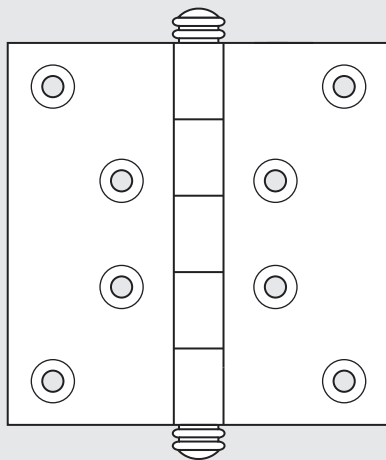
DOOR PULL
DP 5179
8" & 12"




AUDLEY 5179
AVAILABLE AS 2", 2-1/4" & 2-1/2"



DUKE 5179
AVAILABLE AS 2", 2-1/4" & 2-1/2"



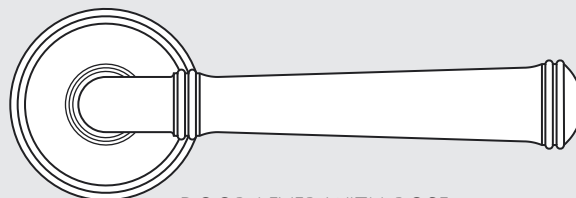
BUTT HINGE
BH 5179
ALL SIZES AVAILABLE



DOOR KNOB WITH BACKPLATE
BP 5179
2" X 8"



CABINET PULL
CP 5179
6"



DOOR LEVER WITH ROSE
LV 5179



KEY ESCUTCHEON
KE 5179
1-1/4"




SNIB AND RELEASE
SR 5179
1-1/4"




CABINET KNOB
CK 5179
1-1/4"



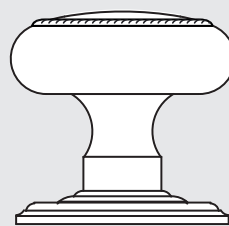
DOOR STOP
DS 5179
1-1/4"



BURLINGTON 5189
AVAILABLE AS 2", 2-1/4" & 2-1/2"

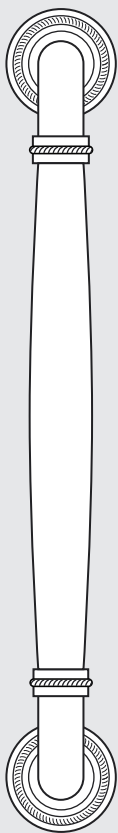


CURZON 5189
AVAILABLE AS 2", 2-1/4" & 2-1/2"

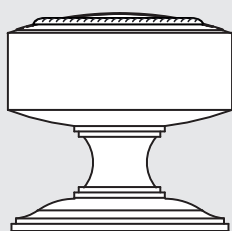


GROSVENOR 5189
AVAILABLE AS 2", 2-1/4" & 2-1/2"

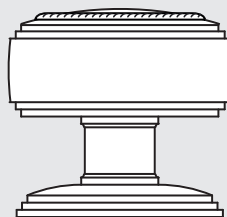
DOOR KNOBS



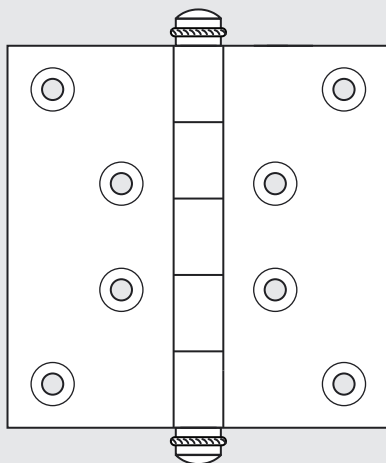
DOOR PULL
DP 5189
8" & 12"




AUDLEY 5189
AVAILABLE AS 2", 2-1/4" & 2-1/2"



DUKE 5189
AVAILABLE AS 2", 2-1/4" & 2-1/2"



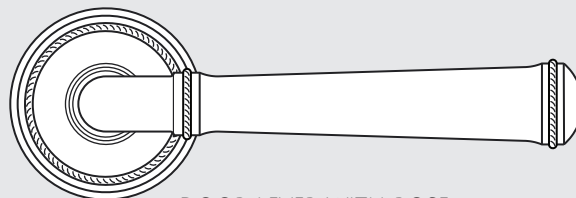
BUTT HINGE
BH 5189
ALL SIZES AVAILABLE



DOOR KNOB WITH BACKPLATE
BP 5189
2" X 8"



CABINET PULL
CP 5189
6"



DOOR LEVER WITH ROSE
LV 5189



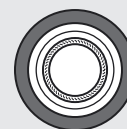
KEY ESCUTCHEON
KE 5189
1-1/4"



SNIB AND RELEASE
SR 5189
1-1/4"



CABINET KNOB
CK 5189
1-1/4"



DOOR STOP
DS 5189
1-1/4"

Pemberton & Sons

MADE IN ENGLAND. LIFETIME GUARANTEED.